



Croco Varnish

This unique and versatile Croco Varnish produces an exciting reptilian or facet look on almost any surface, such as wood, or cardboard. When applying on glass, plastic or ceramic these surfaces must be pre-coated with a transparent primer, to insure durability of the varnish on the decorated item.

Step-by-step instructions:

1. Spread the Viva Decor Croco Varnish with atleast a 2 mm thick coat on the surface of the object with a modelling knife. If applying a coat of more than 2 mm to the surface the crackling effect will be to a larger extent.

Drying time: Depending on the applied surface and the coat thickness, within 24 hours.

2. We recommend: After the drying process is complete you can give your finished object a coated metal look by using Viva Decor Precious Metal Colour. Dip a sponge in a plate filled with the Precious Metal Colour, until the colour has soaked into the sponge. By touching only the parts of the Croco Varnish evenly with the sponge, you can create some stunning effects to your finished object.






- Photo stable
- Extraordinary effects
- Easy handling

Viva Decor
Croco Varnish is
patented

Croco Varnish

Croco Varnish:

	Article-No.	Content	Colour
	1122 000 50	250 ml	Transparent
	1122 901 50	250 ml	Platinum
	1122 902 50	250 ml	Copper
	1122 903 50	250 ml	Gold
	1122 904 50	250 ml	Silver

	Article-No.	Content	Colour
	1122 905 50	250 ml	Bronze
	1122 600 50	250 ml	Azure
	1122 501 50	250 ml	Blackberry
	1122 300 50	250ml	Orange
	1122 650 50	250ml	Turquoise

Ground Varnish:

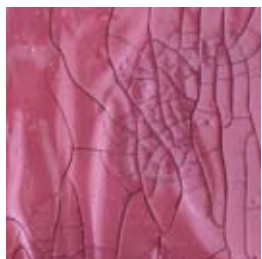
	1502 000 34	50 ml	Transparent
---	--------------------	-------	-------------



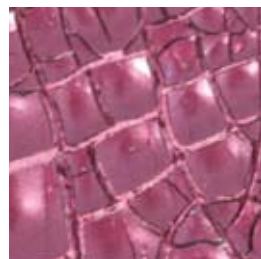
just applied



after 1 hour



after 5 hours



after 24 hours

