



Glass Effect Gel

Glass Effect Gel is an exciting new vibrant transparent gel. Specially formulated to apply on all transparent surfaces to produce your own incredible glass design effects. Apply either a precise drop, use a stencil or dab it on, the choice is yours, to create any number of wonderful glass effects. Glass Effect Gel is also water resistant and photo stable.













Step-by-step instructions:

1. To place a drop: Squeeze the top end of the tube pen to determine the individual size pearl drop you wish to create. Please bear in mind that large drops on curved or upright standing objects may not stay sticky on the area applied and enormous gel drops could smear or fizzle.
2. To stencil: Place a self-sticking stencil onto the object. Press the glass effect gel tube onto the free spaces of the stencil. Now you may use a knife or a spatula to apply the gel over the stencil. Once applied, you can carefully remove the stencil and let it dry.
3. To dab: Using a sponge to dab the gel onto the object, gives you wonderful transparent effects.

Drying time: 3-4 hours. Please Note: Glasses and china objects painted with Glass Effect Gel should be hand washed in warm water only.

- Water resistant
- Photo stable
- Highly transparent glasseffect

Glass Effect Gel

	Article No.	Content	Colour		Article No.	Content	Colour
	1144 000 01	25 ml	Crystal Clear		1144 600 01	25 ml	Blue
	1144 201 01	25 ml	Amber		1144 701 01	25 ml	Olive
	1144 401 01	25 ml	Crimson		1144 650 01	25 ml	Turquoise
	1144 200 01	25 ml	Yellow		1144 702 01	25 ml	Sea green
	1144 402 01	25 ml	Carmine		1144 501 01	25 ml	Blackberry
	1144 700 01	25 ml	Green		1144 403 01	25 ml	Pink

